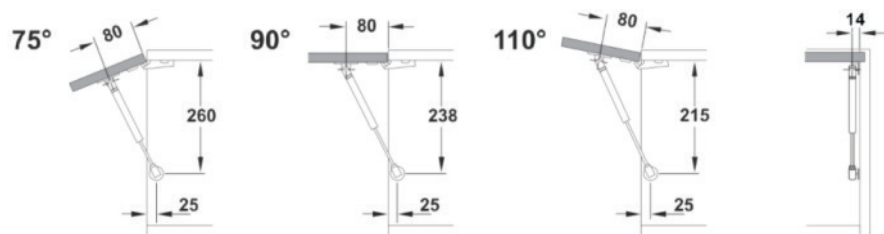



## Upward Gas Spring Installation Method



**UPWARD GAS SPRING:**  
Capacity : 50, 100, 150, 200, 250 N  
5, 10, 15, 20, 25 KG

Simple installation of UPWARD GAS SPRING  
for wood door and aluminium - frame



### WARNING!

a: Please do not use lubricating oil or similar  
It could affect the function of the gas spring  
please screw on the fixing-plates well aligned  
onto the side - panel/door

b: In normal pressure, gas spring should be used within  
the following temperature:

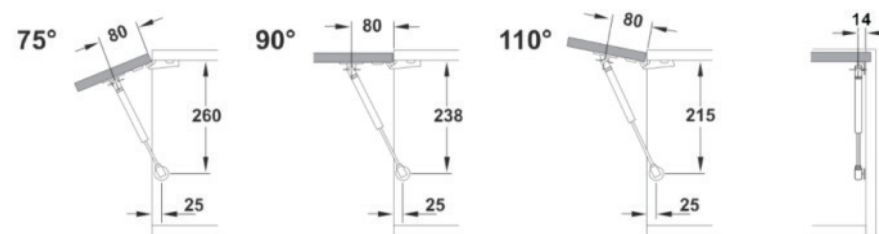

1. Maximum temperature can not exceed 45°C
2. Minimum temperature can not exceed minus 25°C

## Upward Gas Spring Installation Method



**UPWARD GAS SPRING:**  
Capacity : 50, 100, 150, 200, 250 N  
5, 10, 15, 20, 25 KG

Simple installation of UPWARD GAS SPRING  
for wood door and aluminium - frame



### WARNING!

a: Please do not use lubricating oil or similar  
It could affect the function of the gas spring  
please screw on the fixing-plates well aligned  
onto the side - panel/door

b: In normal pressure, gas spring should be used within  
the following temperature:

1. Maximum temperature can not exceed 45°C
2. Minimum temperature can not exceed minus 25°C

## UPWARD GAS PUMP INSTALLATION INSTRUCTION



**PRODUCT NAME: UPWARD GAS PUMP**

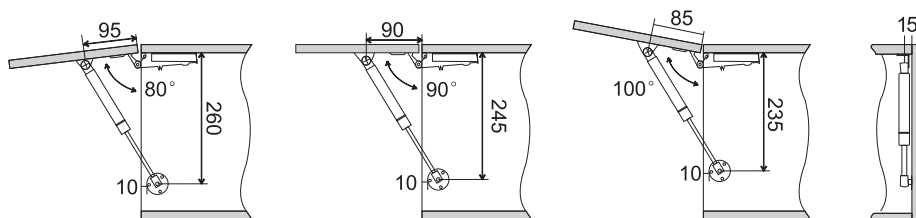
**SIZE: 50N, 100N, 150N, 200N, 250N  
(5KG, 10KG, 15KG, 20KG, 25KG)**

**FINISH: SILVER**

**USAGE: FOR WOODEN DOOR OR ALU-FRAME DOOR**



### INSTALLATION DIMENSION:



### NOTICE:

1. Please don't add lubricating oil on it for it could affect the normal function of the product.
2. Please fix the fitting plate on door panel and make it balanced with the edge of door.
3. Gas pump with normal pressure should be used in the environment of temperature within:  
**MAX: 40°C and MIN: -25°C.**

## UPWARD GAS PUMP INSTALLATION INSTRUCTION



**PRODUCT NAME: UPWARD GAS PUMP**

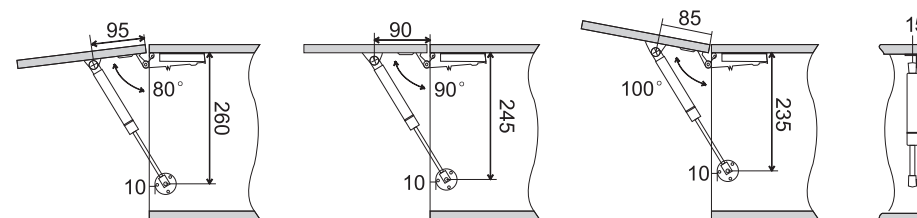
**SIZE: 50N, 100N, 150N, 200N, 250N  
(5KG, 10KG, 15KG, 20KG, 25KG)**

**FINISH: SILVER**

**USAGE: FOR WOODEN DOOR OR ALU-FRAME DOOR**



### INSTALLATION DIMENSION:



### NOTICE:

1. Please don't add lubricating oil on it for it could affect the normal function of the product.
2. Please fix the fitting plate on door panel and make it balanced with the edge of door.
3. Gas pump with normal pressure should be used in the environment of temperature within:  
**MAX: 40°C and MIN: -25°C.**